

Thank you for sharing your images with me, I thoroughly enjoyed looking at them all and giving you my thoughts. Judging is very subjective, this is how I see the images, another judge may well see it a different way. I recently read a comment from Bruce Girdwood, a PSNZ member from Wellington, and I would just like to share these words with you, they do make you think. "There is much talk about how we express ourselves through our images. To me this requires us all to identify at least one thing about

a scene that we are reacting strongly to. If we show this to the world through the image that we create, then it is a successful image". The Set Subject of Less is More saw a number of different interpretations, some of the images really didn't quite fit the subject, but I felt that I couldn't categorically say they were wrong and Non Accept. So I allowed all of them, but have mentioned where I thought they were pushing the boundaries. Well done, there are some very strong images entered this month.



### **THEME – Less is More**

#### **A GRADE**

##### **Angry Arctic Waves – Helena**

I am not quite sure if this quite fits the set subject category, but am happy to let it through. This is a beautiful image, the soft colour tonings, with a blush of pink in the sky are really subtle and so easy to look at. You have seen this huge angry ocean with the soft colouring in the sky, and by using a slow shutter speed have been able to portray your vision in a beautiful way. It is so soft and subtle, and would be a wonderful image to have printed large. Well done.

##### **Honours**



##### **Ceiling Space – Carl**

A very dramatic view, and good use of diagonal lines to create energy in the image. The use of black and white has enhanced the simplicity and hardness, and fits the set subject well.

##### **Highly Commended**



##### **Come Fly with Me – Keith**

Well seen, can imagine the fun you had creating images with different silhouettes.

There is a lot happening in the image, the eye is moving from one body to the other. I cropped it right down with just the silhouette on the right and I felt it worked really well, simplifying it and giving it a real WOW factor.


##### **Accepted**



##### **Fantail – Helena**

Fantails are so quick, but this is absolutely pin sharp, with the right aperture to completely throw the background out of focus and make a really simple image. The soft background colours really highlight the bird, and the diagonal of the branch works well, creating a strong image. When using a higher ISO check the noise levels, which especially show up in the plain darker colours, such as the darker green part of the background. This can be easily fixed by using a bit of gaussian blur on just those areas.

##### **Honours**



#### **Flax Seed Pods – Cushla**

A very iconic image, the flax heads make a good silhouette. They would even stand out more if the background was a bit lighter, a simple fix using curves, and a bit more contrast was added. I would like to see a little more space on the left, the plant looks a little jammed up with this crop.


**Accepted**



#### **I Spy – Keith**

A fun image and good idea, I can see the delight in the child's face. Another that doesn't really fit the set subject as the basket weave is quite busy and does detract from the main focus of the child. The bright sunlight has caused a lot of contrast and also shadowing on the right eye, always a difficult time to take photos. Try cropping some off the top and about a quarter off the left, removing quite a bit of the basket and throwing more focus on the child.


**Accepted**



#### **Lonely – Brie**

This certainly meets the set subject of less is more. A well exposed moon shot showing all the details. I do feel that there is perhaps a bit too much negative space, and by cropping off some of the black the resulting image would still give the same feeling. People talk about the rule of thirds, and yes it can be broken, but often it is a good place to start when positioning the points of focus of an image. I feel that this could be more powerful with a different position of the moon.

**Highly Commended**



#### **Moon Light – Robbo**

Well done for coming up with an extremely creative idea, really love what is going on in the "moon", the branches are creating a good silhouette. But once again there is far too much black and as mentioned in the previous comments, the moon is placed in a position that doesn't quite "feel" right. Also when you are entering a digital image that has a lot of black, the edge can get lost on the black screen during projection. Try adding a very fine 2 pixel edge in a dark gray. This will define the edge of the image without distracting.


**Highly Commended**



#### **Out on a Limb – Robbo**

Another image that is not really the set subject, yes there is a lot of negative sky space, but the rocks create quite a busy image. You have composed a well balanced image with the two people positioned well. I like the way you have got up close to the pile of stones, giving the image a real focus. Very harsh light... always hard in the middle of the day.

**Merit**



### **Over the Hill – Cushla**

I really like the panorama crop of this image. You have created very strong lines that make it a very simple image that certainly meets the set subject.

The image appears very dark, and the histogram showed quite a gap on the right hand side. Try tweaking with curves or levels to bring the white point closer to the right hand side and I think you will see the image come to life. Also watch out for dust spots, they are very easy to remove with the clone tool.


**Accepted**



### **Roadside Weeds – Cassandra**

They certainly don't look like weeds, more like pretty flowers! You have got most of the flowers sharp, and I can see that you are trying to meet the set subject of less is more. I would love to see this done with just one of the flower stems and not the whole flower, it has created quite a white solid area which is a harsh contrast to the large black empty space.


**Accepted**



### **The Big Blue Sea – Liz**

The sea is wonderful, with its impressionistic feel, there is a real texture to it. The island adds a point of interest which is balanced by the clouds. I think you have seen these wonderful colours and texture in the water and that has drawn you to make an image. By cropping some of the sky off, the image becomes more balanced and the sea becomes stronger.

**Highly Commended**



### **The Grand Canyon – Cassandra**

This really is "Less is More", the stunning simplicity of shapes and receding colours in a range of delightful tones, creates a powerful image that draws you in. There is real depth, giving the image a three dimensional feel. Well done. And I was here not long ago and certainly didn't see light like this!


**Honours**



### **The Hills of Seoul – Carl**

I can see that you were drawn into this bright frame on the tiled floor, with the contrast against the very dark walls. There is a simplicity here, but my eyes are see-sawing between the bright square on the floor and the subdued landscape through the window. It is like two images. Maybe if you were able to bring a bit more detail into the black areas, it would have made a more complete image.

**Accepted**



### **Two Moons – Robbo**

I can see you were out looking at the Red Moon...well done for capturing it and creating an interesting double exposure image. Once again though, there is just too much dark sky that could have a lot cropped out and still have an image that fulfilled the "Less is More" subject. Also there has been some movement in the stars, creating a slightly blurred effect. Perhaps they could have been cloned out.

**Merit**





### **Walking on Water – Liz**

Great title, he certainly does look as though he is walking on water, it made me take a second look! It is a very simple image, capturing a sparkling day, but the point of focus is just too small in contrast to the size of the image, and all the bright sparkles on the water become a little distracting. It is always good when you have a person in an image, to have them moving in rather than moving out of it. Accepted

### **B GRADE**



### **Island in the sun – Tina**

Not sure if this is a sunrise or a sunset, but the soft apricot colours are stunning, backlighting the clouds on the horizon....or I think they are clouds???

I like the idea of a panorama, but feel that maybe it is a little too narrow, would like to see a bit more of the sea at the bottom. Watch out for distracting items like the little piece of dark cloud in the middle at the top, a quick clone to remove it would make a difference.


**Merit**



### **Going Home – Tina**

Well seen, a very simple image that evokes the feeling of the title "Going Home". The person looks weary with the head down, the pathway adding the needed element to complete the image. Well done.

**Honours**



### **Out of the Blue – Sue**

This really is "Less is More"...and the colours of the parachute look so good with the vast area of sky. The sky is not completely blue, there is a touch of soft clouds on the left that just adds a little bit of texture and interest. The parachute is well positioned in the frame, but the main focus of the image, the person, is not as sharp as I would like it to be. Just watch out for dust spots, there is one down on the right side, very simple to remove.

**Highly Commended**



### **We hang out – Sue**

Very creative idea, and perfect for the set subject. I like the way the bottom two lines converge creating interest. The white background has created a stark simplicity to the image, which I really like.

**Honours**



### **Brutus – Geoff**

Another very simple image and like the technique you have used here with the black and white and the touch of yellow brought back in. I would have liked to have seen a slightly different angle, with the wire ropes coming from the other corner rather than near the centre. Not sure if it was possible though.

**Merit**



### **The Lonely Sea and the Sky – Geoff**

This is a very pleasant seascape, although I feel that it doesn't really fit the set subject, the waves and rocks make it quite a "busy" image. Suggest next time you try a different angle, perhaps looking more along the beach towards the rock, and tilting your camera down and creating stronger lines.

**Accepted**

**OPEN**

**A GRADE**



### **Balloon over water – Robbo**

A very bright vibrant photo, love balloon shots with their bright internal lighting, and the reflection on the lake is very nice. Although I find that there is a very dark area between the balloon and the reflection, and this is really creating 2 images. I wonder if you were able to get a little higher and try and get the reflection closer to the balloon?

**Accepted**



### **Beach Races – Liz**

A great action shot, and certainly one for the family album. I feel that the exposure meter has been influenced by the lighter background which has meant the faces are quite dark and don't stand out, they tend to blend into the background. Check the histogram (like I did) and you will see that there is a gap on the right hand side. It is always good to see the curve as close to this side as possible. A tweak in curves or levels will lighten the image and take it to something special.

**Accepted**



### **Cisco – Cassandra**

I love photographing old ghost towns, this place is really derelict. Your choice of monotone works well, although a slight sepia colour would have given it a real aged look. Great clouds, but find there is no real focal point, would have loved to have seen an image with a closeup of one of the buildings, showing all the broken down details.

**Accepted**



### **Hallway Changdeokgung Palace – Carl**

A wonderful image, the soft subtle lighting coming through the door has given a real glow to the old wood. I am drawn right into it, wondering what is through the door. There is something outside that is blue and this is reflecting on the floor adding another dimension. You have got down low which has created an interesting angle. One small picky suggestion is to crop off quite a bit of the dark area on the sides, but well done.

**Honours**



### **Happy As! – Cushla**

The title says it all, you have captured the real look of happiness in this girl's face, and she is obviously very comfortable with you taking her photo. This is a good angle with her shoulder pointing towards the camera, and the out of focus background works well. The eyes, which are the heart of a portrait are a little soft, I am wondering if the shutter speed was a little slow, always keep an eye on this.

**Merit**



### **Jukkasjarvi Sweden – Helena**

A number of your members have been travelling to some amazing places. The black and white treatment you have given to this image is great, bringing out so much detail, making it look a little like a pen and ink image. I have spent a lot of time looking at this as something wasn't feeling quite right, it felt unbalanced. I played around with a number of different crops, and found that taking about a quarter off the right hand side leaving only part of the tree, and a bit off the top and bottom, I ended up with a real focus on the two sheds, and the pathways in the snow become much more dominant. It sat much easier with me.

**Highly Commended**



### **Up, up and Away – Brie**

This image truly has the wow factor, just love it. It is so vibrant, the clear colours of the bright blue sky, and yellow and red are made for each other. There is a real sharpness to the balloon with no bright highlights just a beautiful glow. The two people in the basket are so sharp and I like that fact that there is action in the basket with the chap adjusting the burner. And to top it off, there are the stunning soft clouds in behind...what more can you ask for.

**Honours**



### **Waiting – Keith**

A stunning portrait, beautiful light modelling her face and wonderful sharp bright eyes, completely engaging with the photographer. The slight angle she is on and the tilt of her right shoulder to the camera works really well. I can imagine how thrilled she is with this image. Although I would like to see the yellow background slightly desaturated, it is still a great image.

**Honours**





## B GRADE

### I see – Sue

Yes, the eyes really are the main part of the image, with their bright yellow rings. You have cropped well to make a dynamic composition, but the image is quite soft and a bit more contrast would help to bring a bit more definition to it.

**Accepted**



### Top Hat Mount – Geoff

What a stunning cloud just sitting on the very top of the mountain, and the colours grading from the greys at the top, through the yellow area, down to the green bush create a lot of interest.

The area of farmland at the bottom of the image is not adding anything, crop it off and you will immediately see a much stronger image. Also a little bit of contrast would bring out the ridges and valleys of the mountain.

**Merit**



## C GRADE

### Town Clock – Marie

The main street of Matamata with it's wide centre area makes for some interesting photography. You have composed this well using the portrait mode to accentuate the clock tower, and the purple lights reflecting on the concrete add a good focus. Try using a narrower aperture such as F16, which will create very sharp starbursts from the street lights.

**Merit**