







FIVE WAYS CAMERA CLUB JUDGING 2012



RESULTS AND COMMENTS




CAMBRIDGE CAMERA CLUB



Image Number	Image Title	Print / Digital	Score	COMMENTS
1.	Agrojet 	D	7	Great capture and freezing of action with every water droplet sharp. Excellent expression on the passengers face. Vignetting draws you into the image nicely. Boat needs a little more space to move into – eye is drawn to centre and back of boat.
2.	All Revved up 	D	6.5	Well captured and sharp image. Like the flowing mane. But needs more information to tell the story – the crowd in the stands or more of the harness rig.



3.	Chicago	D	5	Nice symetry in the building but just a good holiday shot really. Doesn't convey the hustle and bustle of the station because the people are too distant. There is a little bit of movement captured – exentuate that.
				
4.	Day at the races	P	5	Nice attempt at panning but have just missed the sweet spot so it's not sharp anywhere.
				

5.	<p>Franz Joseph Glacier</p> 	P	6	<p>A good attempt at an abstract landscape but it's very flat and has no real focal point – would have been better to see it shot in early morning or late afternoon light to strengthen the shapes & textures in the ice.</p>
6.	<p>Jack Waiting</p> 	P	8	<p>A fantastic Black and White environmental character portrait. Would like to see the chain and light bulb? In the top left corner dodged back as it's a little distracting and draws your eye out of the frame.</p>



7.	Kingston 	D	8	A very well handled landscape that tells the story of trying to farm in this harsh landscape. Beautiful tonal range and excellent composition. Some of the burning in the sky is a little heavy handed.
8.	Lamatar 146 	D	9.5	This is an outstanding image in all respects. It's a fantastic character and travel portrait. Treatment fits the subject perfectly. Composition and lighting are near perfect. Subtle background elements are well controlled with just the right amount of detail held. Being REALLY nit picky there is a little highlight behind his leg that could be removed. Congratulations to the photographer who shot this! <p style="text-align: right;">Best Colour Projected Image</p>

9.	Lone Survivor 	P	9	A beautifully balanced image. The centrally placed tree with its shadow breaks the image into quarters adds to the interest. Great detail, exposure and highlights are well controlled and not burnt out. Could make an interesting and dramatic black and white too. Best Colour Projected Print
10.	Max 	D	4.5	Good basic pet portrait but this image doesn't work for us. It just looks messy. You can't use photoshop effects filters to create a great image unless you have a great underlying image to start with.
11.	Morning Dew 	P	8.5	Fantastic macro image. Beautiful tonal range. Pin sharp eye and most of the water droplets are too. Not an easy shot to get. Find the highlight in the background slightly distracting.



12.	Soft Elusive Blue 	D	7	A classic rose image but the treatment gives it a creative and very peaceful effect. It has a beautiful softness to it with a well controlled tonal range.
13.	Tea with Grandma 	D	6	A missed opportunity this shot. It had so much potential. Nice composition but the light needs to highlight grandma not the grapes! They have become the subject! Could possibly be reworked with careful dodging and burning of elements and retouching the dominant grape stem. It works better as a Black and white image.



14.	<p>They will be home soon</p> 	D	7.5	<p>A fantastic pet portrait and really tells the waiting story well. Interesting low angle adds anticipation. Would like to see a little more window in the shot to help strengthen that story. Great lighting and tonal control.</p>
15.	<p>Walls of Carcassone</p> 	D	5.5	<p>The photographer has attempted to capture the dark mood of the castle well but the post production and burning in of the sky area is poorly handled. It should be seamless. The viewpoint feels awkward.</p>



MATAMATA CAMERA CLUB



Image Number	Image Title	Print / Digital	Score	COMMENTS
1.	Alien Landscape 	D	4.5	This shot had potential but it wasn't quite realised. Nice lighting but there is no real focal point so it just looks messy. It would have helped if the foreground branches had been "grounded" and not cut off by the edge of the frame.
2.	And so it begins 	D	6.5	A great concept and use of selective focus so some points for that. However it just misses the mark. Taking more control over the shot and moving around so you could see the central yellow part of the daisies would have added interest and strength to the focal point.



3.	<p>Chasing the pot</p> 	D	6.5	<p>Fun shot but what on earth are crabs doing in a rural landscape?? Being so out of context means it didn't work for us. Dramatic lighting. colour and good composition but a seascape background would have seen it score better.</p>
4.	<p>Cola</p> 	D	6.5	<p>Nice black and white idea. Simple elements and it has a nice silky richness to it.</p>


5.	Curious 	D	6	A fun shot with good composition and focus but it feels “crowded” and is too tightly cropped.
6.	Emerging 	D	9	Absolutely fabulous image. Slightly felicitous and sensual. Perfect selective focus. Gorgeous soft lighting. Technically perfect. One point off because we think it needs to include the top of the stem so your eye continues to be drawn and flow around the image again and again.

7.	<p>Fishing Oar Not</p> 	D	5	<p>This image has nice lighting but doesn't hold your attention – your eye is left wandering around the shot and doesn't know where to "land". It's too tightly cropped and doesn't tell a story. Am left unsure what the photographer is trying to communicate?</p>
8.	<p>Flaps Down</p> 	D	8	<p>Awesome image. Fun. Great colour. Perfect timing and sharpness. The only thing that lets it down is vignetting that is too strong and draws your eye away from the subject to the central bright cloud.</p>



9.	<p>Im watching you</p> 	D	7	Fantastic rich colour and sharp details. A nice study of this bird.
10.	<p>Life in the dark</p> 	D	7.5	A classic flower image and it works well for it's simplicity. Perfectly lit and technically very well handled but a bit cliché.



11.	Looking at the Rain 	D	7	Good composition, nicely captured falling raindrops and lovely soft tonality. Unfortunately the focus point is on the mane and not the eye of the horse.
12.	Mood Swings 	D	6	A nice attempt at capturing a teenager and well seen lighting but we felt it didn't have enough "mood in its swing!" The white shirt by his hand is very distracting and draws you away from his face and out of the image. Works better in black and white with careful control of the highlights.



13.	New Blossom	D	8	Beautiful floral studio study. Pastel tones and softness combine well. Border enhances it. Love the little detail of the petal fallen off and sitting on the ground – finishes it beautifully.
				
14.	To infinity and beyond	D	6.5	Well seen with nice mood and elements but feels like it is missing something. Perhaps the galloping rider in the far distance to draw your eye through the image. Have you got a horse and rider you can composite into the shot? Sky is a little burnt out in the top right and fence lying down outside the rail is distracting. Requires more post production control.
				



15.	<p>Wishing on a star</p> 	D	6	<p>A nice portrait but this is a case where the title ruins it – it doesn't really make sense. The bottom right chin area is too light and cuts into the frame which drags your eye out of the shot. It is stronger if this area is darkened which takes your focus back to the eyes. Would like to see detail held on the top of his head too.</p>
-----	--	---	---	---



Rotorua Camera Club



Image Number	Image Title	Print / Digital	Score	COMMENTS
1.	A mask to hide reality 	D	7.5	Really enjoy the colour and the swirly photoshop added effect with this image. This is not something that usually looks good but adds to this image. We felt the image was a little busy and after quite a bit of discussion feel it would be stronger just cropped into two of the masks on the left hand side which also avoids the dark central area.
2.	Cicada on oxeye daisy 	D	9	Absolutely exceptional macro image. Gorgeous colour. Technically perfect. Love the hint of movement in the wings as it "buzzes". Well done to this photographer.



3.	Duck design 	D	7	A fun abstract concept and executed well. Nice colour palette. Very clever idea.
4.	Fairyland 	D	5.5	Nice tonality but feels like it's upside down. Lacks a real focal point.


5.	Hinemoa's passion 	D	7	A dramatic sunset well captured and exposed. Would like to have seen something siloutted in the foreground to add interest eg a siloutted flax bush or tree etc. This would have created more visual depth.
6.	Industrial Nights 	D	7	Great mood in this image and well exposed to control highlights in steam. It feels just a bit too busy – particulary with the horizontal power lines crossing the steam. The pole on the right hand side of the image is distracting too. Go back and look for alternative less cluttered viewpoints.

7.	<p>Monk</p> 	D	9	<p>An absolutely stunning travel portrait. Sumptuous rich colours but still with a softness that compliments the boys soft wondering expression. Enough elements to tell a good story and with a soft but not blown out background. Great work.</p>
8.	<p>Spanish Window</p> 	D	7.5	<p>Another excellent but different travel image. Nice colour palette and mix of textures with interesting elements combined. Feels like it needs a little more space to the right of the lamp post for balance.</p>



9.	<p>Surging current</p> 	D	7.5	Really enjoy the range of soft green tones in this images and the swirling lines drawing your eye through the image. Great choice of shutter speed to get just the right amount of water movement.
10.	<p>Surprised Stare</p> 	D	7.5	Really nice wildlife portrait. Technically good but we feel it needs more space around it – it feels cramped in the frame i.e. it's too tightly cropped.


11.	<p>The age of innocence</p> 	D	7	<p>Beautiful portrait of this girl. Seems top heavy with the large dark area at the top of the frame. Crop it to focus attention on her big eyes. The highlight on the girls cheek is too strong making that whole side of her face seem flat. Use a smaller light source to control this.</p>
12.	<p>The Ancestors</p> 	D	8.5	<p>A fantastically handled and creative image. The mirroring is exceptionally well handled. The tonal range, frame and grain is perfect for the aged feel of the image. Creates a beautiful piece of photographic art.</p> <p>Top Monochrome Image</p>



13.	<p>The Dancing Queen</p> 	D	8	<p>A really fun and whimsical image. Technically perfect but the dogs attention seems focused on the “owner”? to the side of the frame. Would like to have seen its eyes to the photographer to create that interaction with the viewer. Love the way the paw is just lifting off the ground.</p>
14.	<p>Wet Paint</p> 	D	6	<p>Great colour and frozen action with this shot but seems like a great shot just missed because their hands are hiding their face and the expression that goes with it.</p>



15.	<p>Woofy and Me</p> 	D	8	<p>Fantastic portrait of this child. Best mates lying side by side. Excellent control over depth of field to blur out a messy background. Low angle is perfect viewpoint for this shot. Vignetting well used and controlled.</p>
-----	---	---	---	--



TAUPO CAMERA CLUB



Image Number	Image Title	Print / Digital	Score	COMMENTS
1.	Blinded by the Light 	D	6	Nice shapes and had potential, but this image is too tightly cropped with key elements too close to the edge of the frame. This makes it confusing – the lines take your eyes all over the place instead of to one focus point. Simplify the image.
2.	Busking together 	D	5	Another image that had great potential. The photographer should have spent more time exploring viewpoints to simplify the image and trying to capture an interesting expression. It seems like just a quick travel snapshot.



3.	<p>Contemplation</p> 	D	5.5	<p>When I first saw this image I liked the drama of it. However when you look at it more closely there are a number of distracting elements that let it down, the head in the bottom left, the heavy shadow on the wall, the stuff under the chair... Unfortunately it's not sharp on the main subject either.</p>
4.	<p>Heart of the Rain Forest</p> <p>(PRINT ONLY)</p>	P	6	<p>A nicely composed study of these ferns and well controlled lighting. Print quality lets it down somewhat with blocking up of the blacks.</p>


5.	<p>Hunter on a chair</p> 	D	8	<p>A beautiful colour palette with this image with soft but directional lighting - there is still great definition in the dog's muscles. The dogs pose convey's a sense of proudness. Well created.</p>
6.	<p>Morning Dreams</p> 	D	6	<p>There is real mood in this image but we wanted more from it. There are nice lines leading into the central tree but it seems too distant to be the focal point. Try cropping it tighter.</p>

7.	<p>Paris by Night</p> 	D	7	A nicely seen structural image. Well exposed in tricky lighting conditions and good composition.
8.	<p>Rainbow over Taihape</p> 	D	8.5	Wow. Talk about the right place at the right time! Double Rainbow!! If it was by planning or just good luck the photographer did well to seize the moment. Bit of a shame about the BP station next door. Maybe darken it off to detract attention from it or even carefully retouch the sign out.



9.	Scaup		D	7	Nicely captured wildlife image. Good range of colour and like the subtle hints of green framing the image.
10.	Strengthening Light		D	8	Clean and simple composition with fantastic shapes. The footprints take this image from plain to interesting - where has the person been/where are they going?



11.	Taupo Marina 	P	5.5	<p>There was potential for this image to be interesting but it falls short. The photographer needs to simplify the elements and spend more time exploring view points. The heavy vignetting takes your eye directly to the centre of the image where it's burnt out. The print has significant amounts of posterisation so work needs to be done on print quality.</p>
12.	The Pearl Earring 	P	7.5	<p>A well handled classic portrait. Technically good but a little flat. If the girl had less light on her face your eye would be drawn more to the pearl earring. The digital horizontal image with the negative space is stronger than the square cropped print.</p>



13.	<p>This Old House</p> 	D	7	Really like the treatment in the image to help strengthen the old feel of it. However it's too tight and would be nice if it sat in more space. That would help make it feel more deserted rather than close in which is more intimate.
14.	<p>Winter around the corner</p> 	D	4	The photographer has seen something here but failed to deliver. They need to spend more time exploring viewpoints. Changing to a wider angle lens and getting in close to enhance the lines would have helped as would a better time of day with more dramatic lighting to give the bales shape and texture.



15.	Young Artist 	D	5.5	<p>Cute kid but an opportunity missed. The child's face and eyes are not sharp. The paint behind them in the centre of the image is. The photographer needs to learn how to lock focus away from the centre of the image. We would have liked to see more of the child's paint covered hands in the shot.</p>
-----	---	---	-----	---



TE AWAMUTU CAMERA CLUB



Image Number	Image Title	Print / Digital	Score	COMMENTS
1.	Caught by the Heal 	D	5	A good sense of perspective and its a good travel snapshot but it needed a better viewpoint to make it stronger – there are too many distracting elements in the background and on the roadside. For the title to work it should have focused just on the caught shoe with a blurred background of the others. Be careful with titles!
2.	Contemplation 	D	4.5	The subject in this image seems lost. We need to see the expression in the boys face for the image to work with the title. Instead the image is dominated by an empty area of sand. Spend more time exploring your viewpoint. There are also bad sensor dust spots in the sky which need to be removed.



3.	Daisy 	D	6	<p>A vibrant image but needs more to take it beyond ordinary. There are some messy bits in the centre of the flower that should have been cleaned up or a better flower should have been chosen.</p>
4.	Deep Cove 	D	5	<p>Nice mood captured in this image but it would have been much stronger with a tighter crop. The focus then would have been the tiny fishing boat dwarfed by its surroundings. More post production of the sky would have made it more dramatic.</p>

5.	<p>Flourishing against the odds</p> 	D	4	<p>Good idea to work with and the rusty steel and old wood but the end result is confusing. If its flourishing despite the odds then lets see more of the harsh environment the plant is growing in. Simplify your composition and learn to use selective depth of field. The photographer could have even tried sitting their camera right on the ground to isolate the plant more.</p>
6.	<p>Hungrey Seagulls</p> 	D	3	<p>Hungry seagulls but where's the food? There is no single focal point holding this image together – it seems like just a quick grab shot. The hint of movement in the wings is good and eyes are sharp. Take your time and take lots of shots to get an image that's interesting and creative.</p>

7.	<p>Manawatu Shed</p> 	D	4	<p>This could have been a nice landscape shot. Time of day was right. Exposure is good. However composition is too centered and the whole image is soft. With today's autofocus systems and high resolution sensors there is no excuse for that. This shouldn't even have been considered for entering it in a competition like this.</p>
8.	<p>Signs of Autumn</p> 	D	5	<p>Nice lines in this image but it gets confused by the scattered orange leaves. Simplify it by focusing on just a single orange leaf. Crop in and the photo is much stronger.</p>

9.	<p>Sun thru the morning Mist</p> 	D	7.5	<p>Nice layers in this landscape. Parts of it are a little over worked and obvious – eg around the tree branches. Take more time with your post production to achieve the same effect but keep it looking real.</p>
10.	<p>Sunset fishing</p> 	D	4.5	<p>Great to see the photographer trying a silhouette shot at dusk but this just doesn't work. The girl's “droopy” pose makes her seem bored rather than engaged. It is cropped way too tight which creates a very awkward composition.</p>

11.	Tranquility 	D	5	<p>The right time of day and good subject matter but the photographer needed to spend more time working the viewpoint. The railing of the wharf cuts straight through the horizon line with the hills and they blend together rather than having any separation to create depth. A lower viewpoint would have strengthened the perspective with the rocks in the foreground and the horizon and hills maybe seen under the wharf. A higher viewpoint would also have worked.</p>
12.	Twilight Jumps 	D	8	<p>Fantastic action silhouette. Great to see it given “space” which proves that strong images do not always need to be tightly cropped. Perfect exposure and time of day.</p>

13.	<p>Wax eyes at breakfast</p> 	P	7.5	<p>A sound wildlife shot. Good composition with diagonal lines. Good action rather than it just being a "portrait". It's let down a little by the strong highlights in the other bird behind the subject and the subjects head being in shadow.</p>
14.	<p>Well dressed</p> 	D	5	<p>An opportunity missed. The photographer has seen the potential here but not realized it. It's messy with the signs and rubbish bins and the subjects deeply shadowed eyes give it no life.</p>

15.	Zoom	D	4	Points to the photographer for experimenting and using strong red and green colours but the end result just looks messy.
-----	------	---	---	--

